

deluxe

Electric Bed Backrest



USER MANUAL



READ THIS INSTRUCTION MANUAL AND OBSERVE SAFETY INSTRUCTIONS



CAUTIONS

Do not sit on the electric backrest when operating the raise function.

When the electric bed backrest is in use take care not to allow it to tip over. If the physical or mental state of the patient requires it, you must use the safety tie down strap which can be purchase on our website

Please check all fixings on your electric backrest frame at least once per month.

Before cleaning and disinfection, the mains plug must be disconnected and hung safely.

Ensure the recommended service and maintenance schedule in this manual is completed.

WARNINGS

Ensure children cannot operate the control system.

If the physical or mental state of the patient requires it, keep the handset out of reach of such a patient to avoid the risk of strangulation with the handset cord.

Adjustments to the bed must only be carried out by suitably instructed persons or in the presence of an instructed person.

The mains plug must always remain accessible to enable immediate cut-off by unplugging the mains plug from the wall socket in case of emergency.

Before lowering the backrest check the area underneath is clear, any obstructing article could be damaged or could cause instability to the backrest. Make sure the electric backrest is at its lowest position before leaving the patient unattended.

Take care when lowering the backrest to ensure limbs of any person or other objects present do not become trapped under the backrest. Bed side rail guards can be used to prevent a person falling out of the bed. Unplug the mains plug from the socket before moving the electric backrest.

Do not load the backrest beyond the safe admissible working load 80Kg (User SWL 185kg)

Do not attempt to move the backrest when in use.

Do not use of the electric backrest on a non-horizontal surface

Servicing work must only be carried out by persons who have at least read the safety regulations and are qualified.

Any defects, damage or signs of wear must be rectified without delay. Only original spare parts from bedbackrest.com.au may be used, otherwise all guarantees or warranties will be excluded

COMPONENTS LIST



Backrest



Pillow



Handset



Power Supply

INSTALLATION

Remove all components from carton and get rid of all packaging. Lay electric backrest on the bed or flat surface.

Make sure the backrest motor is connected to the power supply. Ensure the power supply is not positioned under the backrest frame.

Insert the mains plug into the socket. The mains plug must always remain accessible to enable immediate removal from the wall socket in case of emergency. The electrical adjustment motors are now ready for use. Disassembly of the care bed is carried out in reverse order of assembly.

OPERATION

The electric backrest can be operated via the handset. To avoid damage, the handset should always be hung by the handset hook when not in use. Press only one button at a time, as the system could overload and become damaged.

If the physical or mental state of the patient requires it, keep the handset out of reach of such a patient to avoid the risk of strangulation with the handset cord.

If the electric backrest is not responding. Check that the power supply, handset and motor are correctly plugged in.


TECHNICAL DATA



User SWL	185kg
Motor SWL	80kg
Adjustable range	2° to 65°
Backrest platform dimensions	W: 75 cm - L: 120 cm
Overall weight of backrest	15 kg







SERIAL NUMBER

1 2 3 4 5 6 7 8 9 10 11 12 2021/2022

Serial Number DHEBXXXX

ELECTRIC BACKREST TGA 

SERIAL NO. DHEBXXXXXXXXX
 230V/240V ~ - 50/60Hz - 250W IPX4  
 FUNCTION 2 MIN / PAUSE 18 MIN

    = 80 Kg  = 80 Kg 

deluxe

bedbackrest.com.au

deluxe

ARTG No: 310585

Head Office: 1 Force Way, Pakenham VIC 3810 Australia

NZ Distributor

T 1800 771 381

E sales@bedbackrest.com.au

www.bedbackrest.com.au

C1SOUTH

Function - Independence - Choice

Phone: 0800 212 333

Email: info@c1south.co.nz

www.c1south.co.nz

All parts and data continually undergo further development and may therefore, deviate from the details given.
Download, read and understand User Manual before using this product
User Manual can be found on our website bedbackrest.com.au

© Copyright C
Bed Backrest

Our Full Terms & Conditions are available by request or can be found on our website.
Bed Backrest reserves the right to alter or amend this document without notice