

The NEW Matrix® E2™ Back Series has taken back support to a new level!

- Hardware Updates
- New Accessories
- Ripple Foam Technology
- Enhanced Immersion
- Standard 3" Contour
- Deep 6" Contour



What's New

RIPPLE FOAM

A leap forward in temperature and moisture control, immersion and comfort

BACK SHELL

More cut-outs for breathability and the ability to add accessories

MODELS

Standard 3" contour depth, and deep contour 6" contour depth

ACCESSORIES

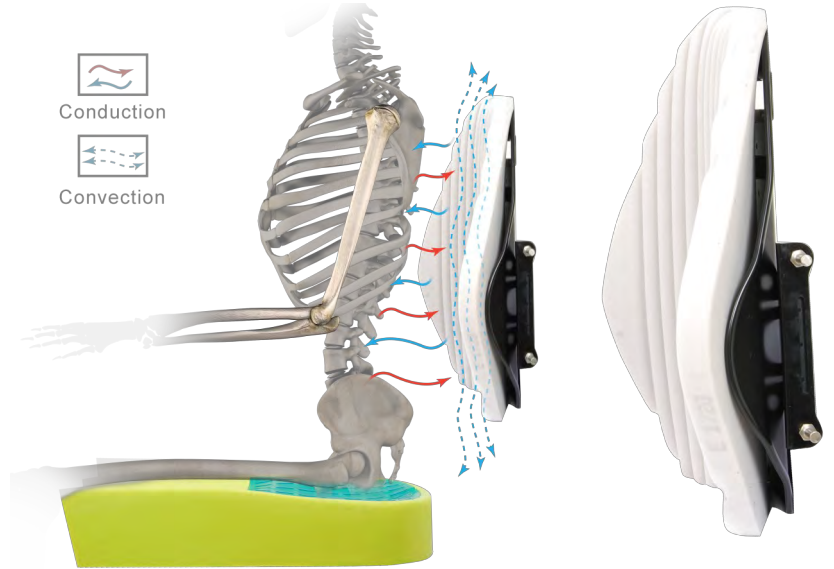

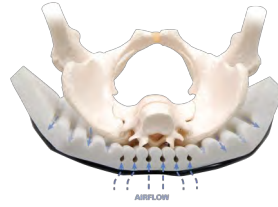
New hardware updates and new innovative accessories such as BackBone PSIS support, PostureFlex abdominal support, Matrix Protect Slipcovers for advanced infection control, and many more.



Ripple Foam

Temperature and moisture control, immersion and comfort.

- Airflow channels for temperature and humidity control
- Rippled top surface for immersion and comfort, solid HR foam backing for support and protection
- Extra immersion and shear reduction in spinal relief area
- Allow perfect fit of foam to back contour



Back Shell

- Available in two contour depths for midline support - 3" and 6"
- Weight Capacity: 133kg.
- Three holes for attachment of PostureFlex Abdominal Support at desired position
- Notched cut out for sacral area
- Holes provided for attachment of Headrest and Chest Harness Interface on all backs 14" and higher

E2 BACK

E2 DEEP BACK



		WIDTH			
		14"	16"	18"	20"
HEIGHT	Fits W/C	13"-15"	15"-17"	17"-19"	19"-21"
	10"	*	*	*	
	12"		*	*	*
	16"	*	*	*	*
	18"	#	#	#	
20"		#	#	#	

* MiniSet Hardware # EasySet Hardware
Other sizing available on request for PO only



Accessories

EASYFIX LATERALS

- Fixed laterals can be installed inside or outside of the back shell
- Height adjustable in vertical slot
- Compatible with E2 standard contour backs 10" and higher



SWING AWAY LATERALS

- Standard or offset hardware available
- Compatible with E2 standard contour backs; Standard 10" and higher; Offset 12" and higher
- Available in 2 pad sizes:
 - S:** 5.25" L x 3.5" H
 - L:** 6.5" L x 4.25" H



MATRIX PRIVACY FLAPS

- Attach to loop strip on E2/E2D backs

Available in 4 sizes:

- XS:** 14" W
- S:** 15" & 16" W
- M:** 17" & 18" W
- L:** 19" & 20" W



HEADREST INTERFACE

- Moulded lightweight, low profile mounting plate for headrest attachment
- Included with all backs 14" and higher
- Easy to install without removing back cover

E2HDI Heavy Duty option with extra strong steel headrest mount for extreme tone or heavy use



POSTUREFLEX ABDOMINAL SUPPORT



- 3 mounting heights available in pre-drilled holes on back shell
- Width and tension adjustable
- hook and loop closure
- Easy keyhole attachment
- Designed to provide comfortable upright postural support



Available in 2 sizes:
W: 20 - 32" L x 7" H
M: 16 - 23" L x 6.5" H

QUAD RELEASE TAB FOR POSTUREFLEX

Quad release tab for easy independent application and removal of PostureFlex



BACKBONE

- Contoured anatomical PSIS/ Sacrolumbar Support
- Can be trimmed to desired size
- Loop velcro molded into foam for ease of adjustment



COVER

- Moisture resistant and breathable Meshtex™ outer cover
- Foam and cover overlap the shell for protection and comfort



EasySet

Adjustments: – Angle (40°), depth (2" in front or behind back canes), can be offset for rotation.
Fits: – 1" back canes, inserts for 3/4" & 7/8" back canes include



- **Standard** on all E2/E2D backs 18" and 20" high
- Quick release

Optional



Fixed EasySet
Recommended for tilt/recline applications
Requires tools for removal



Heavy-Duty EasySet
Recommended for users with high tone or heavy intended use
Quick release



Split
Allows clearance of frame obstacles, quick release
Compatible with EasySet Pin Interface only

MiniSet



- Mini version of the EasySet
- **Standard** on all E2/E2D backs up to 16" high
- Quick release

Optional



Fixed MiniSet
Low profile design compatible with rigid chairs, recommended for tilt/recline applications
Requires tools for removal



Heavy-Duty MiniSet
Recommended for high tone or heavy use applications
Quick release

MOUNTING PINS

- Height and width adjustment with user seated in the back
- Hardware can be positioned to avoid frame obstacles like arm supports and rigidiser bars
- Fits chair width and 1" wider or narrower

EasySet Pin Interface

Standard on 18" & 20" back heights

MiniSet Pin Interface

Standard on back heights up to 16"



CHEST HARNESS INTERFACE

Allows precise placement of shoulder strap guides for most effective positioning



E2CHI-S: 14" to 15"W backs
E2CHI-M: 16" to 20"W backs
Enquire for availability

MATRIX PROTECT SLIPCOVER (optional)

- Moisture resistant Startex™ Slipcover compatible with disinfecting wipes
- Welded seams for advanced infection control
- Easy to apply and remove for laundering
- Enquire for availability

